

legacy

how will you be remembered?



Beta
First Time User's Guide



Hey there! Thanks for showing interest in the Legacy project. Before we dive into exactly how to use our beta application, let's go over a few quick FAQs

What is the Legacy project?

Legacy is an experimental application that focuses on keeping your loved ones present, even after death.

How is it different than most modern social media?

Legacy removes all real-time sharing and instant gratification from the social experience. When done correctly, a user can put more time into creating content on Legacy in order to make it truly unique and special. Each Legacy is different, and each is highly secured until after your passing. Legacy is a "content sharing platform," not a "social media".

What does it mean for Legacy to be in "Beta"?

Gravida cum sociis natoque penatibus et magnis dis parturient montes. Amet purus gravida quis blandit turpis cursus in hac. Quam viverra orci sagittis eu. Vitae et leo duis ut diam quam. Enim ut sem viverra aliquet eget sit amet. Viverra maecenas accumsan lacus vel facilisis volutpat est velit. Mauris nunc congue nisi vitae suscipit. Vitae semper quis lectus nulla. Arcu felis bibendum ut tristique et. Commod nulla facilisi nullam vehicula ipsum a arcu. Volutpat diam ut venenatis tellus in metus. Mi tempus imperdiet nulla malesuada pellentesque elit eget gravida cum. Quis imperdiet massa tincidunt nunc pulvinar.



Step 1: Sign Up

Legacy is an experimental application that focuses on keeping your loved ones present, even after death.

Facebook

Signup with Facebook to immediately have access to all your friends using the app as well.

Note: Sometimes it will ask you to verify your Facebook email address a second time before logging you in. This usually happens when your email address is not made visible on your Facebook profile.

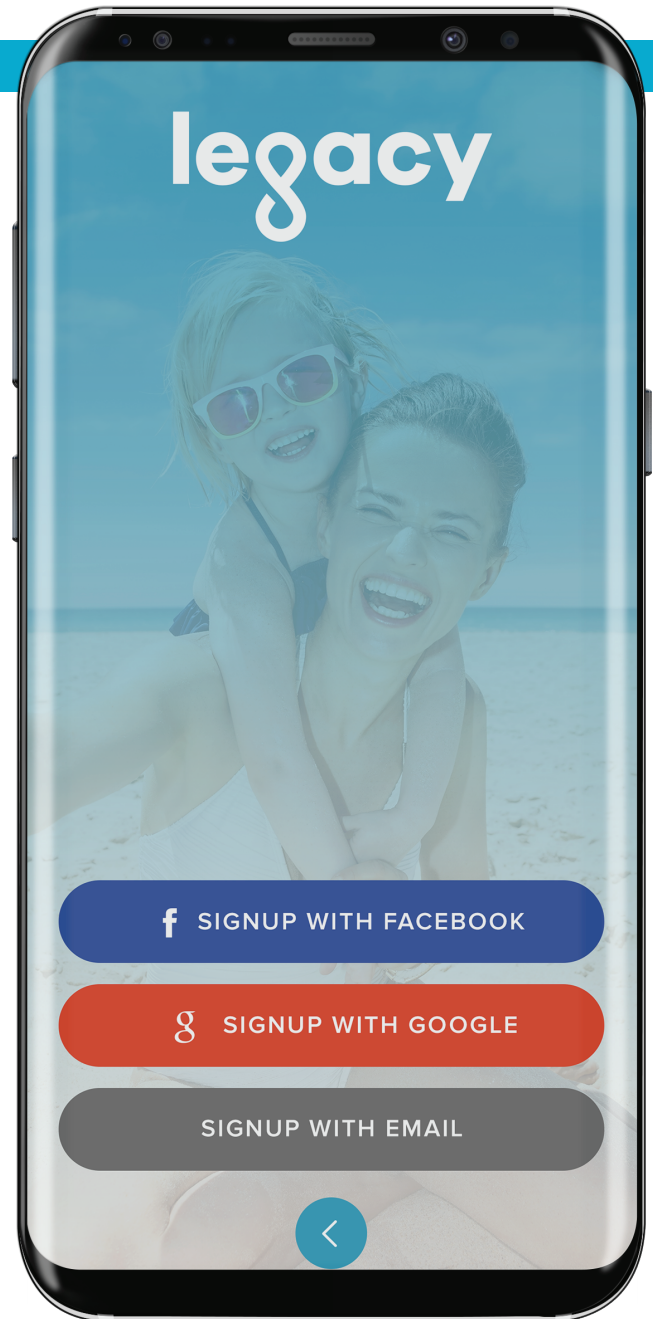
Gmail

In all Legacy accounts, a valid Gmail account will need to be linked in order to begin creating content and storing your videos. Signup with Gmail right away to skip this step in the future.

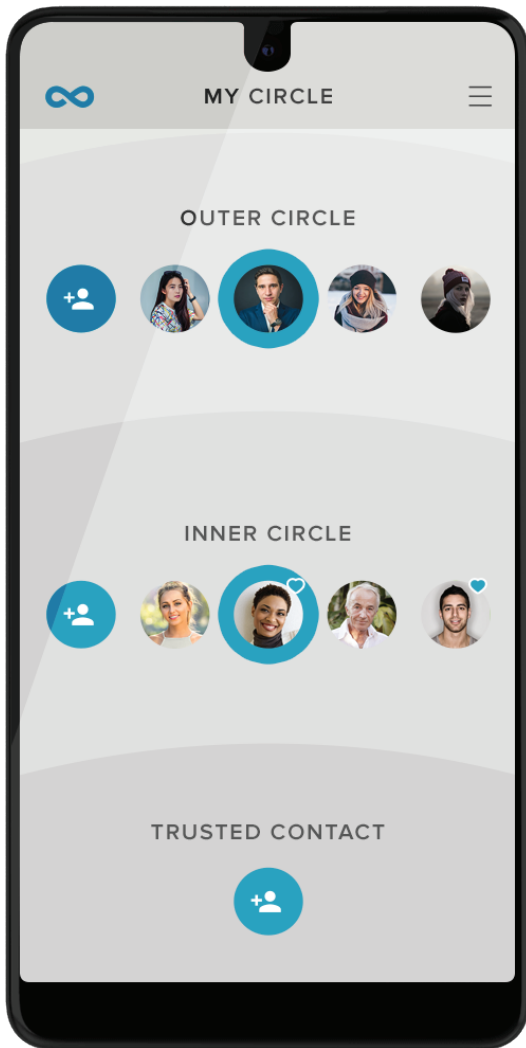
Note: This will not allow you access to Facebook friends at the moment.

Email Address

Not entirely recommended, but available as an alternative option for new users. Will not afford any quick access features.



How will you be Remembered?



Step 2: Build Your Circle

Your Circle is your curated list of people closest to you. Initiate contact with members in your circles to begin creating content for each other. There are 3 layers to your Circle:

- **Outer Circle:** These are your friends and acquaintances that may not be the closest to you, but that you'd like to stay connected with. This circle is eligible to receive Public content only.
- **Inner Circle:** Members of your Inner Circle are your closest friends and relatives. These people are eligible to receive both public and private content.
- **Trusted Contact:** Of all the members in your Inner Circle, you may select one user to be your Trusted Contact. This user will execute your Master Encryption Key and unlock your legacy for all users once you've passed away. This user can be changed at any time, pending their approval of responsibility.

Begin adding members to your circles. Remember, the most targeted and important content on Legacy is private. Add people to your Inner Circle to send them private videos.

You Control Your Presence



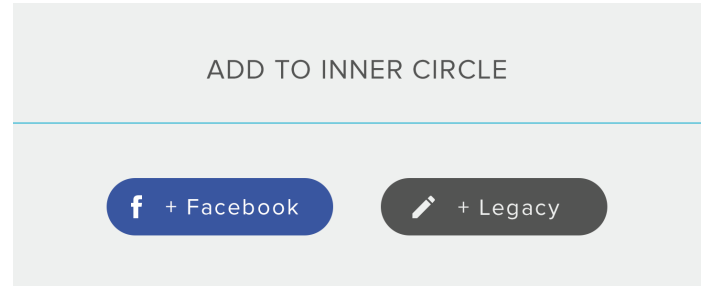


When adding a new contact, you'll be asked to provide:

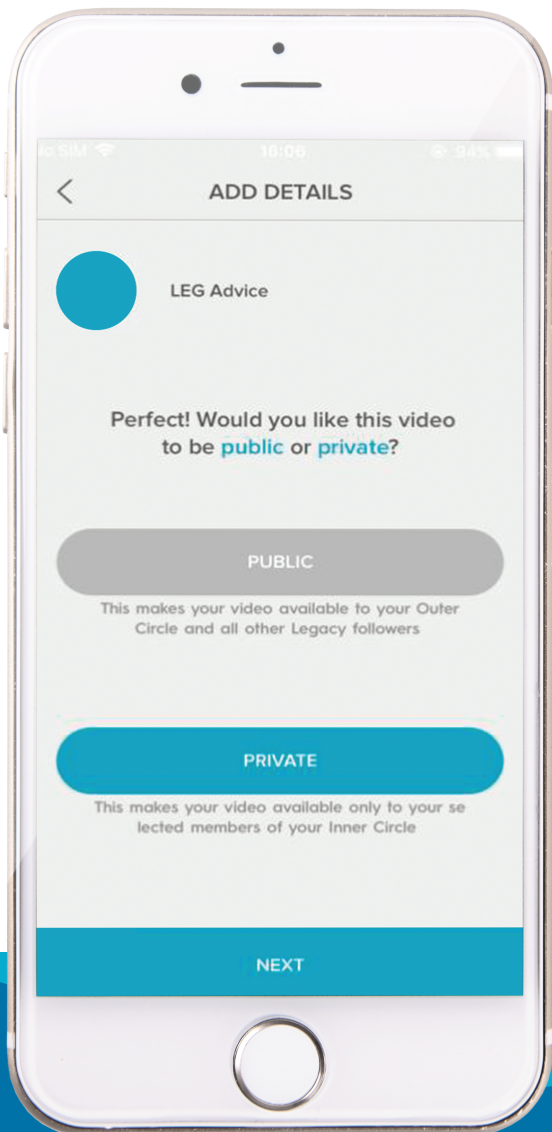
Full Name

Phone Number

Valid Email Address (Must be a Gmail account)



Relationship: Adding their relationship to you will allow Legacy to group users and create "Idea" cards that help you come up with new content daily.



Step 3: Create a "LEG"

LEGs are "Life Extension Grams" - A piece of meaningful video content that will deliver after you've passed based on the parameters you provide while sharing. At first, it can be a little confusing. Once you do it a few times, however, it can be very simple and fun!

Let's go over the steps to begin creating awesome content on The Legacy App, beginning on the default home recording screen.

Note: You can access the home screen from nearly anywhere on the app by tapping the Legacy Infinity logo on the upper right corner of the screen.



Select a Topic

Legacy currently has 6 different video dialogues to choose from.

Tell a Story

Click the blue button to begin your recording once a topic has been selected. It will turn red and a timer will begin to signal that your recording has started.

Tip: Speak from the heart! While it can be tough to get yourself in the proper mindset to record meaningful content, we can't stress enough how important it is to let it all out. This content will be delivered in your loved one's time of need. Be true, and be you.

Once you're finished, click the red button one more time to end your recording. Click "Okay" on the popup box.



legacy
how will you be remembered?



Share Details

This is the most intuitive and important part of the Legacy experience. Mastering these tools will allow you to entirely control your presence in the afterlife.

- **Give your Video a Title.** This title will be shown to all recipients, so make it relevant.
- **Public or Private?**
 - Public: Shared with all members of your Outer & Inner Circle
 - Private: Exclusively shared with members of your Inner Circle that you select
- **Specific Date?**
Determine whether you want this video to be delivered on a specific date
- **Recurring?**
If "yes" is selected, this video will release every year on the specified date. Great for birthdays and holidays.
- **Verified Contacts?**
If you've specified that the video is private and is meant to be delivered on a specific occasion (ex. wedding day) you can select up to 3 verified Contacts who will be asked to verify that this event has taken place in order for the video to release.



Keeping Your Spirit Alive

Once you learn these settings, it'll be incredibly easy to start tailoring your content to be delivered exactly how you see fit! If you have any questions about the Beta build of Legacy, please don't hesitate to reach out to team@legacyapp.co



Step 4: Continue Creating!

The more you use Legacy, the more you can stay connected if the inevitable happens.

Here are a few more tips, FAQs, and features that can help you understand our Beta build out.

Profile Editing

- While editing your profile, you'll find a section for "Occasions" - These are specific dates you can add that are personal to you. If another Legacy user records a video for your birthday, Legacy will use your occasion date to ensure proper timing of delivery. The more occasions you add, the easier it is to receive your content.
- Make sure you use both a valid phone number and email!
- Adding a photo is always a good idea to keep things personal.

Ideas

- Legacy has a tab called "Ideas" that will generate video prompts for you based on the connections in your circles. The more Loved Ones you have in your circles, the more prompts you will receive. Use these ideas to always create fresh, new content.

We truly appreciate you taking the time to learn about The Legacy Project, and welcome any comments and questions! Reach out at team@legacyapp.co and we'll get back to you! Thanks for being an early adopter, and we look forward to building Legacy bigger and better for you!

